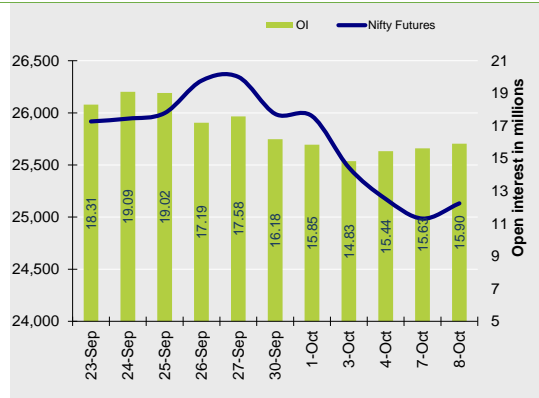


Nifty Snapshot

	Close	Prv Cl.	Ab chg	% chg
Spot	25,013.15	24,795.75	217.40	0.88
Futures	25,131.65	24,985.55	146.10	0.58
OI(mlshr)	15.90	15.63	0.28	1.78
Vol (lots)	327678	433906	-106228	-24.48
COC	118.50	189.80	-71.30	-37.6
PCR-OI	0.74	0.67	0.07	10.5

Nifty Futures Price v/s OI



Institutional Activity in previous trading session

(in Rs cr.)	Buy	Sell	Net
Index Futures	3656.75	6104.30	-2447.55
Index Options	3012132.21	3005246.26	6885.95
Stock Futures	27620.57	28878.94	-1258.37
Stock Options	45460.64	47308.05	-1847.41
FII Cash	14,774.19	20,503.79	-5,729.60
DII Cash	19,494.71	12,494.03	7,000.68

Net FII Activity (in Rs cr.)

Date	Idx Fut	Stk Fut	Idx Opt	Cash
8-Oct	-2447.6	-1258.4	6886.0	-5730
7-Oct	-7987.2	5274.8	-15329.3	-8293
4-Oct	-5285.0	-2752.1	44240.3	-9897
3-Oct	-10634.6	-6537.7	-61710.0	-15243
1-Oct	-1495.5	-1208.4	-16143.1	-5579
30-Sep	-1702.3	-8819.6	-13797.0	-9792

Technical Pivot (Intraday):

	S2	S1	PIVOT	R1	R2
NIFTY	24815	24975	25085	25245	25360
BANKNIFTY	50595	50995	51275	51675	51955

(Price is in Rs; OI is in million units; Price chg and OI chg are in percentage) **NB RESEARCH**

Fresh Longs seen in:

Script	Price	Price chg	OI	OI Chg
MFSL	1162.6	0.4	6.4	15.2
IPCALAB	1548.9	3.8	2.5	11.3
MCX	6046.2	3.9	2.0	9.2

Short Covering seen in:

Script	Price	Price chg	OI	OI Chg
MIDCPNIFTY	12929.1	1.6	2.1	-6.9
TRENT	8077.8	7.8	3.3	-6.0
RECLTD	526.8	4.6	64.6	-5.3

Fresh Shorts seen in:

Script	Price	Price chg	OI	OI Chg
SAIL	132.1	-0.6	171.5	10.7
GODREJCP	1313.7	-2.1	10.3	9.9
ICICIGI	2095.3	-0.5	5.6	8.9

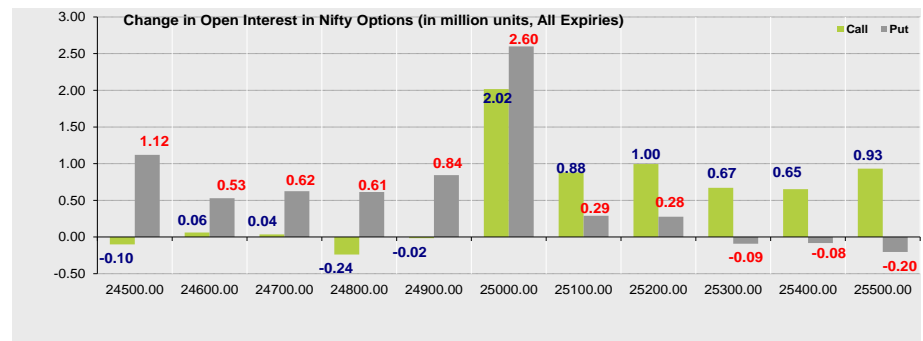
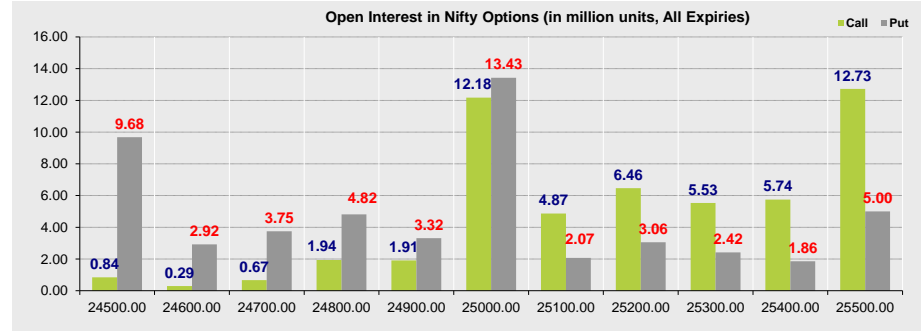
Long Unwinding seen in:

Script	Price	Price chg	OI	OI Chg
IDFC	110.0	-0.7	42.0	-14.5
ZYDUSLIFE	1136.1	-0.5	18.3	-9.3
ICICIPRULI	746.1	-0.4	9.5	-3.2

Summary

- Indian markets closed on a positive note where buying was mainly seen in Oil & Gas, Banking, Automobiles sectors. Nifty Oct Futures closed at 25131.65 (up 146.10 points) at a premium of 118.50 pts to spot.
- FII's were net sellers in Cash to the tune of 5729.60 Cr and were net sellers in index futures to the tune of 2447.55 Cr.
- India VIX decreased by 3.26% to close at 14.59 touching an intraday high of 15.56.

Open Interest in Nifty Options:



- The above second chart shows previous trading day's change in Nifty options where Addition in OI were seen in 25300, 25200, 25100 strike Calls and at 24800, 24900, 25000 strike Puts indicating market is likely to remain range bound in the near term.
- Highest OI build-up is seen at 25500 strike Calls and 25000 strike Puts, to the tune of 12.73mn and 13.43mn respectively.

Outlook on Nifty:

Index is likely to open on a flattish note today and is likely to remain range bound during the day.

NIFTY50 Options OI (CE OI = Resistance) (PE OI = Support)			
Symbol	Highest CE OI	Highest PE OI	CMP
ADANIPTS	1500	1400	1425
ADANIENT	3200	3000	3176
ASIANPAINT	3400	3000	3099
AXISBANK	1300	1200	1161
BAJAJ-AUTO	13000	11500	11953
BAJAJFINSV	2000	1900	1848
BAJFINANCE	8000	7000	7226
BHARTIARTL	1740	1600	1668
BPCL	380	330	340
BRITANNIA	6300	6000	6229
CIPLA	1700	1660	1651
COALINDIA	520	500	494
DIVISLAB	5600	5400	5573
DRREDDY	6900	6200	6693
EICHERMOT	5000	4500	4724
GRASIM	2900	2500	2757
HCLTECH	1800	1740	1789
HDFCBANK	1800	1700	1658
HDFCLIFE	750	700	713
HEROMOTOCO	6000	5500	5555
HINDALCO	800	700	725
HINDUNILVR	3000	2800	2829
ICICIBANK	1300	1200	1242
ITC	520	500	510
INDUSINDBK	1500	1400	1367

NIFTY50 Options OI (CE OI = Resistance) (PE OI = Support)			
Symbol	Highest CE OI	Highest PE OI	CMP
INFY	1960	1900	1936
IOC	200	170	165
JSWSTEEL	1050	1000	1003
KOTAKBANK	1900	1800	1810
LT	3800	3550	3546
LTIM	6500	6200	6378
M&M	3200	2800	3178
MARUTI	13500	12500	12611
NESTLEIND	2800	2600	2585
NTPC	450	400	424
ONGC	300	300	295
POWERGRID	360	330	329
RELIANCE	3000	2900	2809
SBILIFE	1900	1700	1740
SBIN	800	800	785
SUNPHARMA	1960	1800	1929
TATACONSUM	1200	1200	1126
TATAMOTORS	1000	900	925
TATASTEEL	170	165	160
TCS	4300	4300	4252
TECHM	1700	1600	1629
TITAN	3800	3600	3507
ULTRACEMCO	12000	11000	11464
UPL	620	600	580
WIPRO	600	500	530

Derivative Recommendations:

Stock Name	Call (Buy/Sell)	Entry price	Targets	Stop Loss	Duration	Status
CHAMBLFERT Future	Buy	488	530	472	1-2 Days	Open

FROM THE EQUITY DERIVATIVE DESK:

NIRAV HARISH CHHEDA
AVP - DERIVATIVES AND TECHNICAL RESEARCH
E-Mail: nirav.chheda@nirmalbang.com
Tel no: 6273-8199/8000

AMIT BHUPTANI
SNR.DERIVATIVES AND TECHNICAL RESEARCH ANALYST
E-Mail: amit.bhuptani@nirmalbang.com
Tel no: 6273-8242/8000

DISCLOSURES

Research Reports that are published by Nirmal Bang Securities Private Limited (hereinafter referred to as "NBSPL") are for private circulation only. NBSPL is a registered Research Analyst under SEBI (Research Analyst) Regulations, 2014 having Registration no. INH000001766. NBSPL is also a registered Stock Broker with National Stock Exchange of India Limited, BSE Limited, Metropolitan Stock Exchange of India Limited, Multi Commodity Exchange of India Limited, National Commodity and Derivative Exchange Limited and Indian Commodity Exchange Limited in cash and Equity and Commodities derivatives segments.

NBSPL has other business divisions with independent research teams separated by Chinese walls, and therefore may, at times, have different or contrary views on stocks and markets.

NBSPL or its associates have not been debarred / suspended by SEBI or any other regulatory authority for accessing / dealing in securities Market. NBSPL, its associates or analyst or his relatives do not hold any financial interest (Except Investment) in the subject company. NBSPL or its associates or Analyst do not have any conflict or material conflict of interest at the time of publication of the research report with the subject company. NBSPL or its associates or Analyst or his relatives may or may not hold beneficial ownership of 1% or more in the subject company at the end of the month immediately preceding the date of publication of this research report.

NBSPL or its associates / analyst has not received any compensation / managed or co-managed public offering of securities of the company covered by Analyst during the past twelve months. NBSPL or its associates have not received any compensation or other benefits from the company covered by Analyst or third party in connection with the research report. Analyst has not served as an officer, director or employee of Subject Company. NBSPL / analyst has not been engaged in market making activity of the subject company.

Analyst Certification: The research analysts and authors of these reports, hereby certify that the views expressed in this research report accurately reflects my/our personal views about the subject securities, issuers, products, sectors or industries. It is also certified that no part of the compensation of the analyst(s) was, is, or will be directly or indirectly related to the inclusion of specific recommendations or views in this research. The analyst(s) principally responsible for the preparation of this research report and has taken reasonable care to achieve and maintain independence and objectivity in making any recommendations.

DISCLAIMER

This report is for the personal information of the authorized recipient and does not construe to be any investment, legal or taxation advice to you. NBSPL is not soliciting any action based upon it. Nothing in this research shall be construed as a solicitation to buy or sell any security or product, or to engage in or refrain from engaging in any such transaction. In preparing this research, we did not take into account the investment objectives, financial situation and particular needs of the reader.

This research has been prepared for the general use of the clients of NBSPL and must not be copied, either in whole or in part, or distributed or redistributed to any other person in any form. If you are not the intended recipient you must not use or disclose the information in this research in any way. Though disseminated to all the customers simultaneously, not all customers may receive this report at the same time. NBSPL will not treat recipients as customers by virtue of their receiving this report. This report is not directed or intended for distribution to or use by any person or entity resident in a state, country or any jurisdiction, where such distribution, publication, availability or use would be contrary to law, regulation or which would subject NBSPL & its group companies to registration or licensing requirements within such jurisdictions.

The report is based on the information obtained from sources believed to be reliable, but we do not make any representation or warranty that it is accurate, complete or up-to-date and it should not be relied upon as such. We accept no obligation to correct or update the information or opinions in it. NBSPL or any of its affiliates or employees shall not be in any way responsible for any loss or damage that may arise to any person from any inadvertent error in the information contained in this report. NBSPL or any of its affiliates or employees do not provide, at any time, any express or implied warranty of any kind, regarding any matter pertaining to this report, including without limitation the implied warranties of merchantability, fitness for a particular purpose, and non-infringement. The recipients of this report should rely on their own investigations.

This information is subject to change without any prior notice. NBSPL reserves its absolute discretion and right to make or refrain from making modifications and alterations to this statement from time to time. Nevertheless, NBSPL is committed to providing independent and transparent recommendations to its clients, and would be happy to provide information in response to specific client queries.

Before making an investment decision on the basis of this research, the reader needs to consider, with or without the assistance of an adviser, whether the advice is appropriate in light of their particular investment needs, objectives and financial circumstances. There are risks involved in securities trading. The price of securities can and does fluctuate, and an individual security may even become valueless. International investors are reminded of the additional risks inherent in international investments, such as currency fluctuations and international stock market or economic conditions, which may adversely affect the value of the investment. Opinions expressed are subject to change without any notice. Neither the company nor the director or the employees of NBSPL accept any liability whatsoever for any direct, indirect, consequential or other loss arising from any use of this research and/or further communication in relation to this research. Here it may be noted that neither NBSPL, nor its directors, employees, agents or representatives shall be liable for any damages whether direct or indirect, incidental, special or consequential including lost revenue or lost profit that may arise from or in connection with the use of the information contained in this report.

Copyright of this document vests exclusively with NBSPL. Our reports are also available on our website www.nirmalbang.com